







MEAN WELL Gonilniki - napajalniki



LED gonilniki/napajalniki s kovinskim ohišjem, visoka stopnja zaščite

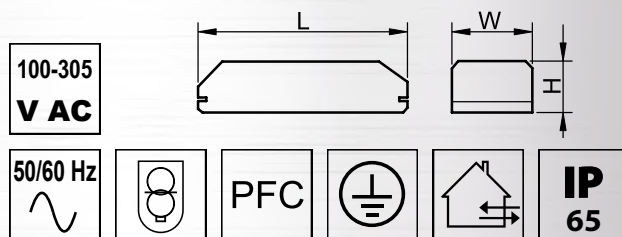
TRACON					$\eta\%$	L x W x H (mm)	
ELG-150-12APL		150 W	12 VDC	0,9 A	10 A	88 %	219x63x35,5
ELG-150-24A-3Y		150 W	24 VDC	0,9 A	6,25 A	89 %	219x63x35,5
ELG-200-12A-3Y		200 W	12 VDC	1,2 A	16 A	90 %	244x71x37,5
ELG-200-24A-3Y		200 W	24 VDC	1,2 A	8,4 A	92 %	244x71x37,5
HLG-150H-12A		150 W	10,8-13,5 VDC	0,75 A	7,5-12,5 A	91,5 %	228x68x38,8
HLG-240H-12A		240 W	11,2-12,8 VDC	2 A	8-16 A	90 %	251x68x38,8
HLG-240H-24A		240 W	22,4-25,6 VDC	2 A	5-10 A	92,5 %	251x68x38,8
HLG-320H-12A		320 W	10,8-13,5 VDC	1,65 A	11-22 A	91 %	252x90x43,8
HLG-320H-24A		320 W	21-26 VDC	1,65 A	6,7-13,3 A	94,5 %	252x90x43,8








ELG-150..



HLG-150H..



LED gonilniki/napajalniki s kovinskim ohišjem

TRACON					$\eta\%$	PFC	L x W x H (mm)	
RS-15-12	15 W	10,8-13,2 VDC	0,25 A	1,3 A	81 %	-	62,5x51x28	
RS-15-24	15 W	22-27,6 VDC	0,25 A	0,625 A	82 %	-	62,5x51x28	
RS-25-12	25 W	10,8-13,2 VDC	0,4 A	2,1 A	81 %	-	78x51x28	
RS-25-24	25 W	22-27,6 VDC	0,4 A	1,1 A	86 %	-	78x51x28	
LRS-35-12	35 W	10,2-13,8 VDC	0,42 A	3 A	86 %	-	92x88x30	
LRS-35-24	35 W	21,6-28,8 VDC	0,42 A	1,5 A	88 %	-	92x88x30	
LRS-50-12	50 W	10,2-13,8 VDC	0,56 A	4,2 A	86 %	-	99x82x30	
LRS-50-24	50 W	21,6-28,8 VDC	0,56 A	2,2 A	88 %	-	99x82x30	
LRS-75-12		75 W	10,2-13,8 VDC	0,85 A	6 A	89 %	-	99x97x30
LRS-75-24		75 W	21,6-28,8 VDC	0,85 A	3,2 A	90 %	-	99x97x30
LRS-100-12	100 W	10,2-13,8 VDC	1,2 A	8,5 A	88 %	-	127x97x30	
LRS-100-24	100 W	21,6-28,8 VDC	1,2 A	4,5 A	90 %	-	127x97x30	
LRS-150-12	150 W	10,2-13,8 VDC	1,7 A	12,5 A	87 %	-	159x97x30	
LRS-150-24	150 W	21,6-28,8 VDC	1,7 A	6,5 A	89 %	-	159x97x30	
RSP-200-12	200 W	10-13,2 VDC	1,1 A	16,7 A	85 %	✓	215x115x30	
RSP-200-24	200 W	20-26,4 VDC	1,1 A	8,4 A	89 %	✓	215x115x30	
RSP-320-12	320 W	10-13,2 VDC	2 A	26,7 A	88 %	✓	215x115x30	
RSP-320-24	320 W	20-26,4 VDC	2 A	13,4 A	89 %	✓	215x115x30	



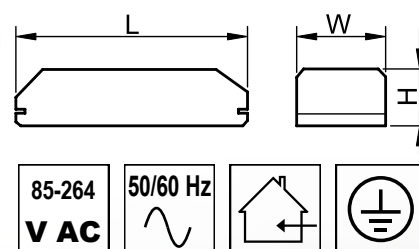
RS..



LRS..



RSP..




MEAN WELL Gonilniki - napajalniki



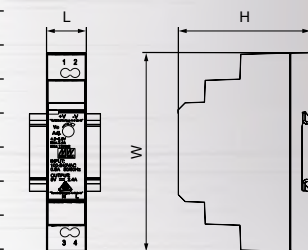
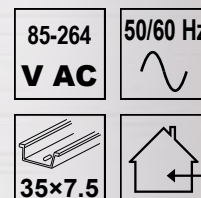
LED gonilnik/napajalnik z ohišjem iz umetne mase, visoka stopnja zaščite

TRACON						$\eta\%$	L x W x H (mm)
LPH-18-12	18 W	180-264 VAC	12 VDC	0,3 A	1,5 A	77 %	140x30x22
LPH-18-24	18 W	180-264 VAC	24 VDC	0,3 A	0,75 A	77 %	140x30x22
LPV-20-12	20 W	90-264 VAC	12 VDC	0,35 A	1,67 A	81 %	118x35x26
LPV-20-24	20 W	90-264 VAC	24 VDC	0,35 A	0,84 A	83 %	118x35x26
LPV-35-12	36 W	90-264 VAC	12 VDC	0,7 A	3 A	84 %	148x40x30
LPV-35-24	36 W	90-264 VAC	24 VDC	0,7 A	1,5 A	85 %	148x40x30
LPV-60-12	60 W	90-264 VAC	12 VDC	1 A	5 A	83 %	163x43x32
LPV-60-24	60 W	90-264 VAC	24 VDC	1 A	2,5 A	86 %	163x43x32
LPV-100-12	100 W	90-264 VAC	12 VDC	1,5 A	8,5 A	85 %	190x52x37
LPV-100-24	100 W	90-264 VAC	24 VDC	1,5 A	4,2 A	88 %	190x52x37
LPV-150-12	120 W	180-305 VAC	12 VDC	1,7 A	10 A	87 %	191x63x38
LPV-150-24	150 W	180-305 VAC	24 VDC	1,7 A	6,3 A	89 %	191x63x38



Napajalne enote na DIN letev

TRACON					$\eta\%$	L x W x H (mm)
HDR-15-12	15 W	10,8-13,8 VDC	0,25 A	1,25 A	85 %	17,5x90x54,5
HDR-15-24	15 W	21,6-29 VDC	0,25 A	0,63 A	86 %	17,5x90x54,5
HDR-30-12	30 W	10,8-13,8 VDC	0,48 A	2 A	88 %	35x90x54,5
HDR-30-24	30 W	21,6-29 VDC	0,48 A	1,5 A	89 %	35x90x54,5
HDR-60-12	60 W	10,8-13,8 VDC	0,8 A	4,5 A	88 %	52,5x90x54,5
HDR-60-24	60 W	21,6-29 VDC	0,8 A	2,5 A	90 %	52,5x90x54,5
HDR-100-12N	100 W	12-13,8 VDC	1,6 A	7,5 A	88 %	70x90x54,5
HDR-100-24N	100 W	21,6-29 VDC	1,6 A	4,2 A	90 %	70x90x54,5
NDR-120-12	120 W	12-14 VDC	1,3 A	10 A	85,5 %	40x125x113
NDR-120-24	120 W	24-28 VDC	1,3 A	5 A	88 %	40x125x113
NDR-240-24	240 W	24-28 VDC	1,3 A	10 A	88,5 %	63x125x113



Napajalne enote, vtične

TRACON					$\eta\%$	L x W x H (mm)
GST25E12-P1J	25 W	12 VDC	0,35 A	2,08 A	86,5 %	79x54x33
GST36E12-P1J	36 W	12 VDC	0,45 A	3 A	87,5 %	79x54x33
SGA60E12-P1J	60 W	12 VDC	0,75 A	5 A	88 %	93,5x35x51,5

