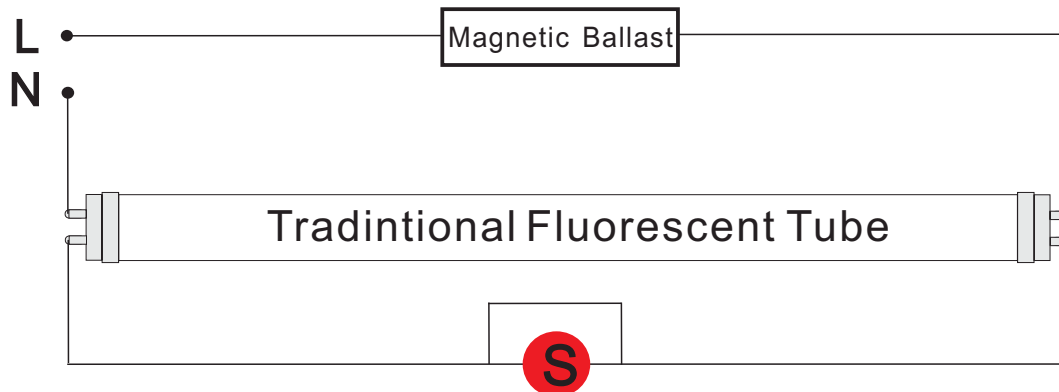


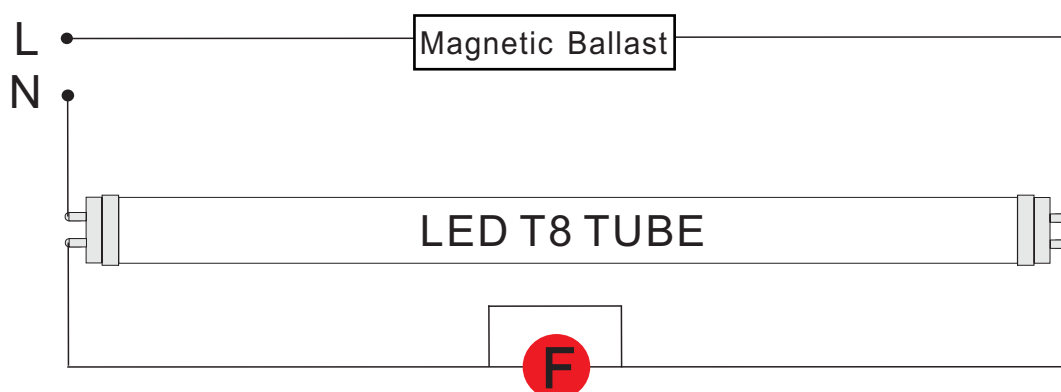
Installation instructions

Replace existing fluorescent tube for T8 SMD LED tube



Step one: Take out the old starter and the traditional fluorescent tube.

Step two: Insert our LED T8 tube and a fuse.



Remark: better efficiency if remove the magnetic ballast.

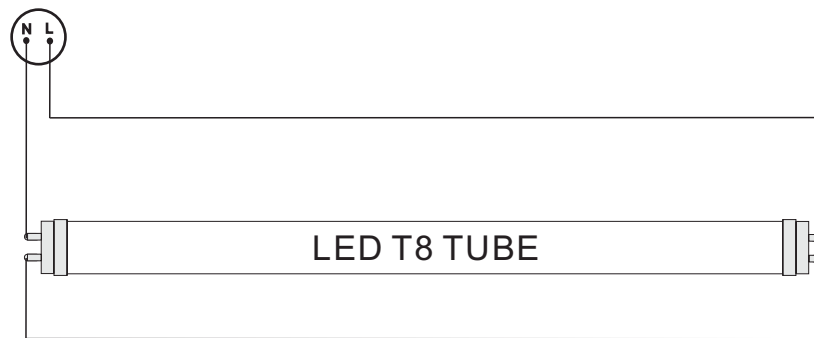
Used as New Light

Method A: Installation for single fixture



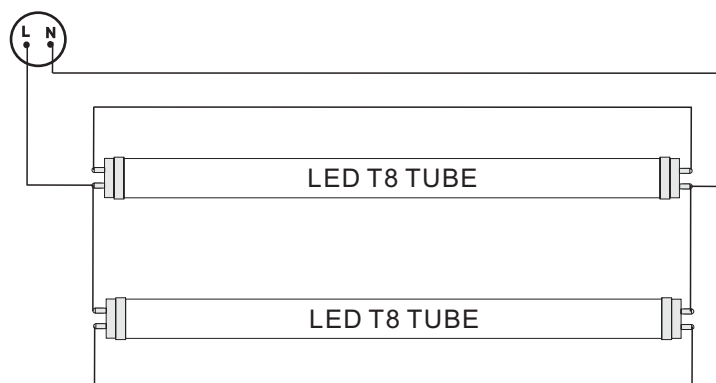
Note : Install according to above method A that Fixture works with a tube that need to see clearly the Power input point.

Method B: Installation for single fixture



Note B: Please operate fixture it works with single tube follow above wiring scheme which insert tube nondirectional .

Method C: Installation for double fixture



Note C: Please operate fixture it works with double tube follow above wiring scheme that insert tube nondirectional .

Remark: each tube printed "Power input point" on one end of plastic base.